

## **F1 – Five-Gait**

This test is performed on the oval track with a minimum length of 250m.

### **Eligible horses**

Combinations participating in this test are excluded from other Four-Gait and Five-Gait tests at the same event.

### **Preliminary Round**

Riders compete individually. The test can be ridden on either rein.

The rider has four and a half rounds at his disposal to show the following gaits in any order:

Sections:

1. slow to medium speed tölt
2. slow to medium speed trot
3. medium walk
4. slow to medium speed canter
5. racing pace

Each gait may be shown only once, walk for a half round and the other gaits for one round. The racing pace is shown on the long sides only. The marks for tölt and pace will be doubled.

### **Final Round**

The finalists show the required sections as instructed by the speaker. The order will be as follows:

1. slow to medium speed tölt
2. slow to medium speed trot
3. medium walk
4. slow to medium speed canter
5. pace

The horses may show racing pace 3 times on one long side. The riders choose the long side by majority vote. In the event of a draw the vote of the preliminary round's winner is doubled. If this does not break the tie, the decision is made by a coin toss. If the coin lands "head" up the riders show pace in the direction selected by the Chief Judge before the coin is tossed.

The marks for tölt and pace will be doubled.

### **F3 – Five-Gait**

This test is performed on an oval track with a minimum length of 250m.

#### **Eligible horses**

Combinations participating in this test are excluded from other Four-Gait and Five-Gait tests at the same event.

#### **Preliminary Round**

The test is ridden groups of up to three riders on the oval track. The horses show the five gaits as instructed by the speaker. They ride on the rein as set in the starting list.

Sections:

1. slow to medium speed tölt
2. slow to medium speed trot
3. medium walk
4. slow to medium speed canter
5. pace

Pace is shown twice on one long side. The riders choose the long side by majority vote. In the event of a draw the speaker will decide. A combination needs to show one half of a long side to get a mark.

The mark for pace is doubled and the total number of points is divided by 6.

#### **Final Round**

The finalists show the required sections as instructed by the speaker.

Pace is shown twice on one long side. The riders choose the long side by majority vote. In the event of a draw the speaker will decide. A combination needs to show one half of a long side to get a mark.

The mark for pace is doubled and the total number of points is divided by 6.

## **FG1 – Level 1**

The rider has one minute to proceed, by any route, to A to begin the test. The rider may start the test on either rein. If the rider shows trot, the rider should show rising trot on the correct diagonal and change diagonal at X.

Elements:

1. The rider begins in slow to medium tempo tölt (or trot) and nods at A to begin the test. The rider completes one Figure 8 keeping an even rhythm (beat and speed) throughout the entire figure.
2. The rider executes a circle at A in any speed tölt (or trot). The rider crosses the diagonal and executes a second circle at C. The rider crosses the diagonal again to finish the element at A. The rider must keep an even rhythm (beat and speed) throughout the entire element.
3. The rider makes a transition to walk and rides across the diagonal in a relaxed, but still energetic walk with rein contact. At C, the rider halts for three seconds and nods to indicate the end of the test.

## **General**

Dressage arena

- The dressage arena must be 20 x 40m or 20 x 60m. Side markers should include A, B, C, E, F, H, K and M.
- The arena should be marked according to dashed lines in the diagrams included with the descriptions of the tests. The marking should be made with paint or chalk dust.
- The large circles at “A” and “C” are 14m in diameter.
- The small circles at “A” and “C” in FG2 are 10m in diameter.
- The small circles at “B” and “E” in FG3 are 8m in diameter.

Judges

Two judges score individually.

Music

Riders are permitted to select their own music. The volume of the music is determined by the chief judge of the test.

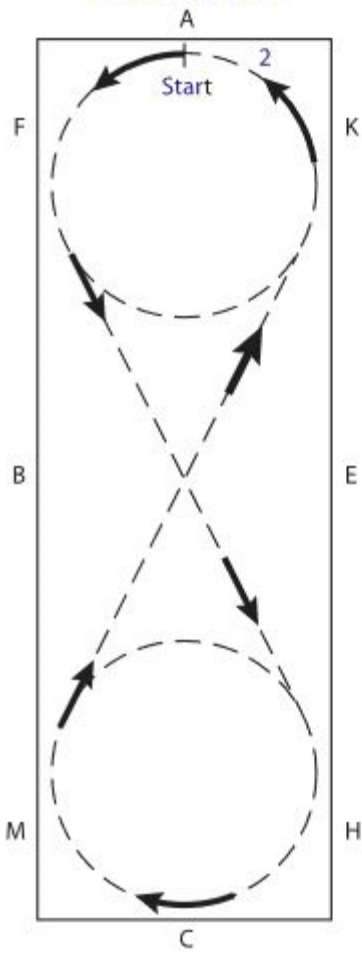
Eligible horses

Combinations may only start in one Figures test at the same event.

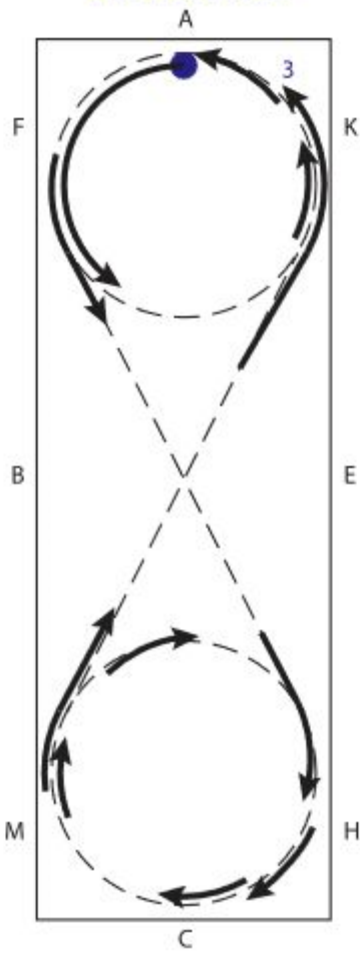
Boots & Protective Equipment

Boots and leg protective equipment are not allowed on the horse.

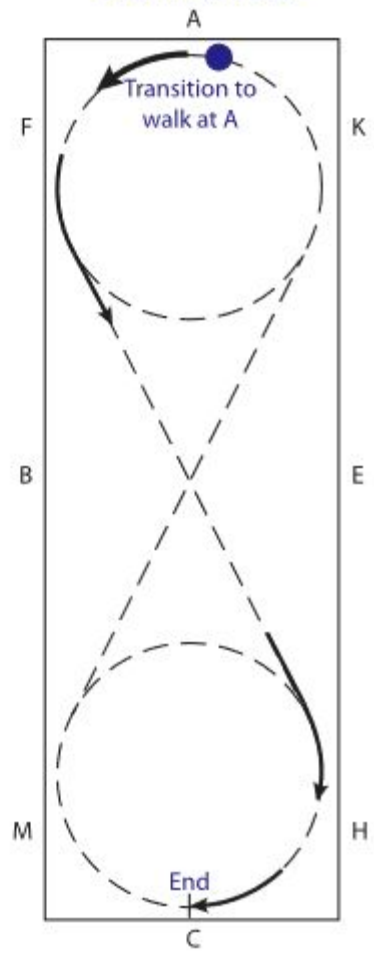
Element 1



Element 2



Element 3



## **FR1 – Flag Race**

The rider has one minute to proceed, by any route, to A to begin the test. The rider may start the test on either rein.

### **Track**

The test is conducted on a pace track of 200 m. When needed, an oval track may be used.

The start line and finish line should be clearly marked. An even number of buckets filled with sand standing on a barrel must be available on the track. Before the start of any rider, a flag on a pole should be placed in every odd bucket (1/3/5 ...). It must be easy to take the flag out of a bucket and to put it back in the next bucket (2/4/6 ...).

### **Starting order**

Before the first round, lots are drawn to set the starting order. The starting order is the same in the first and second round. Every combination is entitled to two runs. However, only the best round counts.

References in the text refer to the current version of the [FEIF Rules and Regulations](#). Check the complete document for further details.

### **Start**

Only one horse at the start at the time. After an acoustic and visible signal given by the starter (who must be a judge), the horse starts in a free gait. At every odd bucket (1/3/5 ...) the rider takes the flag out of the bucket and puts it back in the next bucket (2/4/6 ...). After the last bucket the horse passes the finish line. The visible signal indicates to the three timekeepers at the finish line that the horse has started.

### **Judging**

A judge monitors every pair of buckets. If a flag falls out of a bucket during the test after being placed into the right bucket, 15 penalty seconds are added to the time of the specific run.

### **No Mark**

If a rider makes a turn or fails to put a flag into the right bucket, the run is marked zero.

## **HF1 – Best 3 Gaits of Four**

This test is performed preferably on the oval track.

### **Eligible horses**

Combinations participating in this test are excluded from other Four-Gait and Five-Gait tests at the same event.

### **Preliminary Round**

The test is ridden in groups of up to five riders on the oval track. The horses show the four gaits as instructed by the speaker. They ride on the rein as set in the starting list.

Sections:

1. any speed tölt
2. slow to medium speed trot
3. medium walk
4. slow to medium speed canter, the start into canter and the stop after canter into walk is shown separately by each rider as instructed by the speaker

Only the best three marks out of four count towards the score.

### **Final Round**

The finalists show the required sections as instructed by the speaker.

## **T1 – Tölt**

This test is performed on the oval track.

### **Eligible horses**

Combinations participating in this test are excluded from other tölt tests at the same event.

### **Preliminary Round**

Riders compete individually. The rider has three rounds at his disposal to show the following gaits in the following order:

Sections:

1. begin at the middle of the short side and ride one round in slow tölt on either rein

Return to walk at the middle of the short side and change rein.

2. from the middle of the short side ride one round in slow tölt, lengthen stride distinctly on the long sides
3. from the middle of the short side ride one round in fast tölt

### **Final Round**

The finalists show the required sections on both reins as instructed by the speaker.

The speaker shall instruct the riders to walk their horses in a relaxed manner for a period of 60 seconds at the rein change during the second section (tempo differences) of the final. The speaker shall instruct the riders to walk their horses for 120 seconds at the rein change during the third section (fast tölt) of the final.

### **Preliminary rounds with one rider on the track**

- The horse must enter the oval track and proceed directly to either one of the short sides. However, the horse must not pass beyond the end of the short side without beginning the test. Possibilities of entering and beginning the test with the entrance on the long or on the short side are shown on the drawing in S2.4.
- The rider must salute the judges visibly by nodding his head, thus indicating the beginning of the test.
- The change between the sections should be at the middle of the short side. An exception is in pace, which is shown only on the long sides.
- To have marks for any gait, the gait should be shown for the equivalent of the length of a long side. Walk must be shown for the equivalent of half of a long side.
- Having finished the last section of the test, the rider must have brought his horse back to walk by the middle of the long side at the latest.
- Exit via the oval track. The rider may circle the horse at the gate after the test is completed

## **T2 – Tölt**

This test is performed on the oval track.

### **Eligible horses**

Combinations participating in this test are excluded from other tölt tests at the same event.

### **Preliminary Round**

Riders compete individually. The rider has three rounds at his disposal to show the following gaits in the following order:

Sections:

1. any speed tölt.
2. slow, steady and calm speed tölt.

Return to walk and change rein.

3. slow to medium speed tölt, holding both reins in one hand clearly showing no rein contact with the horse's mouth.

Each section may be shown only once, for one round. The marks for section 3 will be doubled.

### **Final Round**

The finalists show the required sections including rein changes as instructed by the speaker.

### **Preliminary rounds with one rider on the track**

- The horse must enter the oval track and proceed directly to either one of the short sides. However, the horse must not pass beyond the end of the short side without beginning the test. Possibilities of entering and beginning the test with the entrance on the long or on the short side are shown on the drawing in S2.4.
- The rider must salute the judges visibly by nodding his head, thus indicating the beginning of the test.
- The change between the sections should be at the middle of the short side. An exception is in pace, which is shown only on the long sides.
- To have marks for any gait, the gait should be shown for the equivalent of the length of a long side. Walk must be shown for the equivalent of half of a long side.
- Having finished the last section of the test, the rider must have brought his horse back to walk by the middle of the long side at the latest.
- Exit via the oval track. The rider may circle the horse at the gate after the test is completed



## **T6 – Tölt**

This test is performed preferably on the oval track.

### **Eligible horses**

Combinations participating in this test are excluded from other tölt tests at the same event.

### **Preliminary Round**

The test is ridden in groups of up to five riders preferably on the oval track. The horses show the sections as instructed by the speaker as described in S2.3.2. They start on the rein as set in the starting list.

Sections:

1. any speed tölt  
Return to walk and change rein.
2. slow to medium speed tölt, on the long sides holding both reins in one hand clearly showing no rein contact with the horse's mouth

### **Final Round**

The finalists show the required sections including rein changes as instructed by the speaker.

## **T7 – Tölt**

This test is performed preferably on the oval track.

### **Eligible horses**

Combinations participating in this test are excluded from other tölt tests at the same event.

### **Preliminary Round**

The test is ridden in groups of up to five riders preferably on the oval track. The horses show the sections as instructed by the speaker as described in S2.3.2. They start on the rein as set in the starting list.

Sections:

1. slow tölt  
Return to walk and change rein.
2. any speed tölt

### **Final Round**

The finalists show the required sections including rein changes as instructed by the speaker.

## **V1 – Four-Gait**

This test is performed on the oval track.

### **Eligible horses**

Combinations entering this test are excluded from other Four-Gait and Five-Gait tests at the same event.

### **Preliminary Round**

Riders compete individually. The test can be ridden on either rein.

The rider has four and a half rounds at his disposal to show the following gaits in any order:

Sections:

1. slow tölt
2. slow to medium speed trot
3. medium walk
4. slow to medium speed canter
5. fast tölt

Each gait may be shown only once, walk for a half round and the other gaits for one round..

### **Final Round**

The finalists show the required sections as instructed by the speaker.

The order will be as follows:

1. slow tölt
2. slow to medium speed trot
3. medium walk
4. slow to medium speed canter
5. fast tölt

## **V6 – Four-Gait**

This test is performed preferably on the oval track.

### **Eligible horses**

Combinations participating in this test are excluded from other Four-Gait and Five-Gait tests at the same event.

### **Preliminary Round**

The test is ridden in groups of up to five riders on the oval track. The horses show the four gaits as instructed by the speaker. They ride on the rein as set in the starting list.

Sections:

1. any speed tölt
2. slow to medium speed trot
3. medium walk
4. slow to medium speed canter, the start into canter and the stop after canter into walk is shown separately by each rider as instructed by the speaker

### **Final Round**

The finalists show the required sections as instructed by the speaker.

## **F1 – Five-Gait**

This test is performed on the oval track with a minimum length of 250m.

### **Eligible horses**

Combinations participating in this test are excluded from other Four-Gait and Five-Gait tests at the same event.

### **Preliminary Round**

Riders compete individually. The test can be ridden on either rein.

The rider has four and a half rounds at his disposal to show the following gaits in any order:

Sections:

1. slow to medium speed tölt
2. slow to medium speed trot
3. medium walk
4. slow to medium speed canter
5. racing pace

Each gait may be shown only once, walk for a half round and the other gaits for one round. The racing pace is shown on the long sides only. The marks for tölt and pace will be doubled.

### **Final Round**

The finalists show the required sections as instructed by the speaker. The order will be as follows:

1. slow to medium speed tölt
2. slow to medium speed trot
3. medium walk
4. slow to medium speed canter
5. pace

The horses may show racing pace 3 times on one long side. The riders choose the long side by majority vote. In the event of a draw the vote of the preliminary round's winner is doubled. If this does not break the tie, the decision is made by a coin toss. If the coin lands "head" up the riders show pace in the direction selected by the Chief Judge before the coin is tossed.

The marks for tölt and pace will be doubled.

### **F3 – Five-Gait**

This test is performed on an oval track with a minimum length of 250m.

#### **Eligible horses**

Combinations participating in this test are excluded from other Four-Gait and Five-Gait tests at the same event.

#### **Preliminary Round**

The test is ridden groups of up to three riders on the oval track. The horses show the five gaits as instructed by the speaker. They ride on the rein as set in the starting list.

Sections:

1. slow to medium speed tölt
2. slow to medium speed trot
3. medium walk
4. slow to medium speed canter
5. pace

Pace is shown twice on one long side. The riders choose the long side by majority vote. In the event of a draw the speaker will decide. A combination needs to show one half of a long side to get a mark.

The mark for pace is doubled and the total number of points is divided by 6.

#### **Final Round**

The finalists show the required sections as instructed by the speaker.

Pace is shown twice on one long side. The riders choose the long side by majority vote. In the event of a draw the speaker will decide. A combination needs to show one half of a long side to get a mark.

The mark for pace is doubled and the total number of points is divided by 6.

## **FG1 – Level 1**

The rider has one minute to proceed, by any route, to A to begin the test. The rider may start the test on either rein. If the rider shows trot, the rider should show rising trot on the correct diagonal and change diagonal at X.

Elements:

1. The rider begins in slow to medium tempo tölt (or trot) and nods at A to begin the test. The rider completes one Figure 8 keeping an even rhythm (beat and speed) throughout the entire figure.
2. The rider executes a circle at A in any speed tölt (or trot). The rider crosses the diagonal and executes a second circle at C. The rider crosses the diagonal again to finish the element at A. The rider must keep an even rhythm (beat and speed) throughout the entire element.
3. The rider makes a transition to walk and rides across the diagonal in a relaxed, but still energetic walk with rein contact. At C, the rider halts for three seconds and nods to indicate the end of the test.

## **General**

Dressage arena

- The dressage arena must be 20 x 40m or 20 x 60m. Side markers should include A, B, C, E, F, H, K and M.
- The arena should be marked according to dashed lines in the diagrams included with the descriptions of the tests. The marking should be made with paint or chalk dust.
- The large circles at “A” and “C” are 14m in diameter.
- The small circles at “A” and “C” in FG2 are 10m in diameter.
- The small circles at “B” and “E” in FG3 are 8m in diameter.

Judges

Two judges score individually.

Music

Riders are permitted to select their own music. The volume of the music is determined by the chief judge of the test.

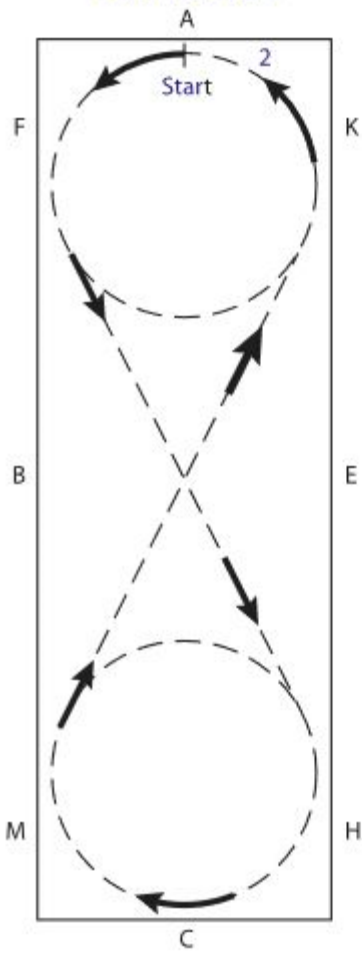
Eligible horses

Combinations may only start in one Figures test at the same event.

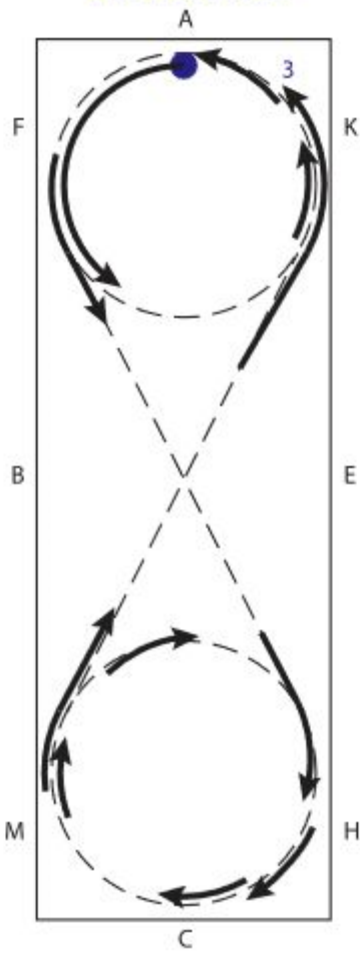
Boots & Protective Equipment

Boots and leg protective equipment are not allowed on the horse.

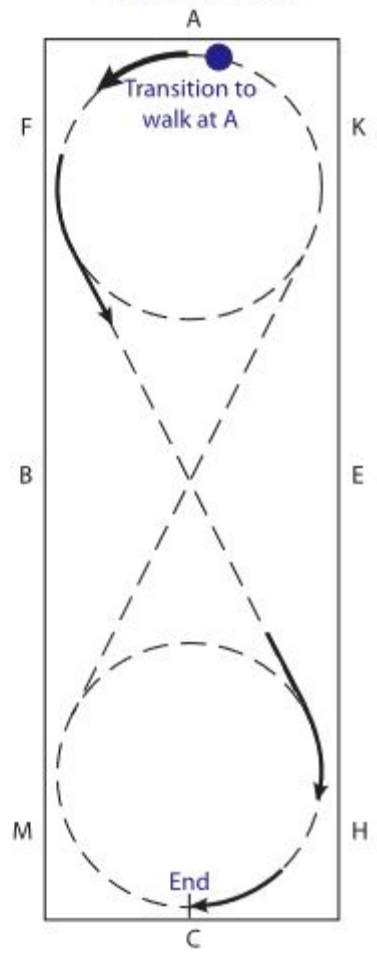
Element 1



Element 2



Element 3





## **FR1 – Flag Race**

The rider has one minute to proceed, by any route, to A to begin the test. The rider may start the test on either rein.

### **Track**

The test is conducted on a pace track of 200 m. When needed, an oval track may be used.

The start line and finish line should be clearly marked. An even number of buckets filled with sand standing on a barrel must be available on the track. Before the start of any rider, a flag on a pole should be placed in every odd bucket (1/3/5 ...). It must be easy to take the flag out of a bucket and to put it back in the next bucket (2/4/6 ...).

### **Starting order**

Before the first round, lots are drawn to set the starting order. The starting order is the same in the first and second round. Every combination is entitled to two runs. However, only the best round counts.

References in the text refer to the current version of the [FEIF Rules and Regulations](#). Check the complete document for further details.

### **Start**

Only one horse at the start at the time. After an acoustic and visible signal given by the starter (who must be a judge), the horse starts in a free gait. At every odd bucket (1/3/5 ...) the rider takes the flag out of the bucket and puts it back in the next bucket (2/4/6 ...). After the last bucket the horse passes the finish line. The visible signal indicates to the three timekeepers at the finish line that the horse has started.

### **Judging**

A judge monitors every pair of buckets. If a flag falls out of a bucket during the test after being placed into the right bucket, 15 penalty seconds are added to the time of the specific run.

### **No Mark**

If a rider makes a turn or fails to put a flag into the right bucket, the run is marked zero.

## **HF1 – Best 3 Gaits of Four**

This test is performed preferably on the oval track.

### **Eligible horses**

Combinations participating in this test are excluded from other Four-Gait and Five-Gait tests at the same event.

### **Preliminary Round**

The test is ridden in groups of up to five riders on the oval track. The horses show the four gaits as instructed by the speaker. They ride on the rein as set in the starting list.

Sections:

1. any speed tölt
2. slow to medium speed trot
3. medium walk
4. slow to medium speed canter, the start into canter and the stop after canter into walk is shown separately by each rider as instructed by the speaker

Only the best three marks out of four count towards the score.

### **Final Round**

The finalists show the required sections as instructed by the speaker.

## **T1 – Tölt**

This test is performed on the oval track.

### **Eligible horses**

Combinations participating in this test are excluded from other tölt tests at the same event.

### **Preliminary Round**

Riders compete individually. The rider has three rounds at his disposal to show the following gaits in the following order:

Sections:

1. begin at the middle of the short side and ride one round in slow tölt on either rein

Return to walk at the middle of the short side and change rein.

2. from the middle of the short side ride one round in slow tölt, lengthen stride distinctly on the long sides
3. from the middle of the short side ride one round in fast tölt

### **Final Round**

The finalists show the required sections on both reins as instructed by the speaker.

The speaker shall instruct the riders to walk their horses in a relaxed manner for a period of 60 seconds at the rein change during the second section (tempo differences) of the final. The speaker shall instruct the riders to walk their horses for 120 seconds at the rein change during the third section (fast tölt) of the final.

### **Preliminary rounds with one rider on the track**

- The horse must enter the oval track and proceed directly to either one of the short sides. However, the horse must not pass beyond the end of the short side without beginning the test. Possibilities of entering and beginning the test with the entrance on the long or on the short side are shown on the drawing in S2.4.
- The rider must salute the judges visibly by nodding his head, thus indicating the beginning of the test.
- The change between the sections should be at the middle of the short side. An exception is in pace, which is shown only on the long sides.
- To have marks for any gait, the gait should be shown for the equivalent of the length of a long side. Walk must be shown for the equivalent of half of a long side.
- Having finished the last section of the test, the rider must have brought his horse back to walk by the middle of the long side at the latest.
- Exit via the oval track. The rider may circle the horse at the gate after the test is completed

## **T2 – Tölt**

This test is performed on the oval track.

### **Eligible horses**

Combinations participating in this test are excluded from other tölt tests at the same event.

### **Preliminary Round**

Riders compete individually. The rider has three rounds at his disposal to show the following gaits in the following order:

Sections:

1. any speed tölt.
2. slow, steady and calm speed tölt.

Return to walk and change rein.

3. slow to medium speed tölt, holding both reins in one hand clearly showing no rein contact with the horse's mouth.

Each section may be shown only once, for one round. The marks for section 3 will be doubled.

### **Final Round**

The finalists show the required sections including rein changes as instructed by the speaker.

### **Preliminary rounds with one rider on the track**

- The horse must enter the oval track and proceed directly to either one of the short sides. However, the horse must not pass beyond the end of the short side without beginning the test. Possibilities of entering and beginning the test with the entrance on the long or on the short side are shown on the drawing in S2.4.
- The rider must salute the judges visibly by nodding his head, thus indicating the beginning of the test.
- The change between the sections should be at the middle of the short side. An exception is in pace, which is shown only on the long sides.
- To have marks for any gait, the gait should be shown for the equivalent of the length of a long side. Walk must be shown for the equivalent of half of a long side.
- Having finished the last section of the test, the rider must have brought his horse back to walk by the middle of the long side at the latest.
- Exit via the oval track. The rider may circle the horse at the gate after the test is completed

## **T6 – Tölt**

This test is performed preferably on the oval track.

### **Eligible horses**

Combinations participating in this test are excluded from other tölt tests at the same event.

### **Preliminary Round**

The test is ridden in groups of up to five riders preferably on the oval track. The horses show the sections as instructed by the speaker as described in S2.3.2. They start on the rein as set in the starting list.

Sections:

1. any speed tölt  
Return to walk and change rein.
2. slow to medium speed tölt, on the long sides holding both reins in one hand clearly showing no rein contact with the horse's mouth

### **Final Round**

The finalists show the required sections including rein changes as instructed by the speaker.

## **T7 – Tölt**

This test is performed preferably on the oval track.

### **Eligible horses**

Combinations participating in this test are excluded from other tölt tests at the same event.

### **Preliminary Round**

The test is ridden in groups of up to five riders preferably on the oval track. The horses show the sections as instructed by the speaker as described in S2.3.2. They start on the rein as set in the starting list.

Sections:

1. slow tölt  
Return to walk and change rein.
2. any speed tölt

### **Final Round**

The finalists show the required sections including rein changes as instructed by the speaker.

## **V1 – Four-Gait**

This test is performed on the oval track.

### **Eligible horses**

Combinations entering this test are excluded from other Four-Gait and Five-Gait tests at the same event.

### **Preliminary Round**

Riders compete individually. The test can be ridden on either rein.

The rider has four and a half rounds at his disposal to show the following gaits in any order:

Sections:

1. slow tölt
2. slow to medium speed trot
3. medium walk
4. slow to medium speed canter
5. fast tölt

Each gait may be shown only once, walk for a half round and the other gaits for one round..

### **Final Round**

The finalists show the required sections as instructed by the speaker.

The order will be as follows:

1. slow tölt
2. slow to medium speed trot
3. medium walk
4. slow to medium speed canter
5. fast tölt

## **V6 – Four-Gait**

This test is performed preferably on the oval track.

### **Eligible horses**

Combinations participating in this test are excluded from other Four-Gait and Five-Gait tests at the same event.

### **Preliminary Round**

The test is ridden in groups of up to five riders on the oval track. The horses show the four gaits as instructed by the speaker. They ride on the rein as set in the starting list.

Sections:

1. any speed tölt
2. slow to medium speed trot
3. medium walk
4. slow to medium speed canter, the start into canter and the stop after canter into walk is shown separately by each rider as instructed by the speaker

### **Final Round**

The finalists show the required sections as instructed by the speaker.